



Hello,

Haver Analytics is highlighting our Ned / Energy / Transprt and ESG databases available through our DLX database platform.

International Energy Statistics (ENERGY)

Focuses on the global energy market with history and forecasts covering over 200 countries and world regions. Concepts covered include production, consumption, prices, reserves, imports, exports, inventories and refining statistics as well as CO2 emissions and energy intensity measures. In addition to crude oil and petroleum liquids, the database includes data on coal, natural gas, biofuels and electricity. Daily series on electricity by European country are also available sourced from ENTSO-E. Sources include the US Energy Information Administration (EIA), OPEC, British Petroleum, Statistics Canada and many other country sources.

New Energy Database (NED)

Comprehensive and comparative energy cost data set from Energy Intelligence covering 13 forms of renewable and conventional energy for various countries and aggregates such as the US, Japan, Europe, the Middle East and Developing Asia, with projections up to 2050. Includes US ISO renewable generation, price parity for new plants, fuel switching thresholds for existing plants, power generation by source across OECD and non-OECD countries, biofuel prices and market fundamentals, global carbon and electricity prices, and new energy vehicle sales and penetration. Data are mostly weekly, and projections are annual.

Transportation (TRANSPRT)

Includes global statistics on motor vehicles, roads, ports, airports and railroads. Detailed port statistics for various countries are sourced by each port. Airport statistics include passenger and cargo traffic (domestic and international) for 40 countries. Also includes motor vehicle use by country, European road lengths and some railroad statistics.

Environmental, Social & Governance Indicators (ESG)

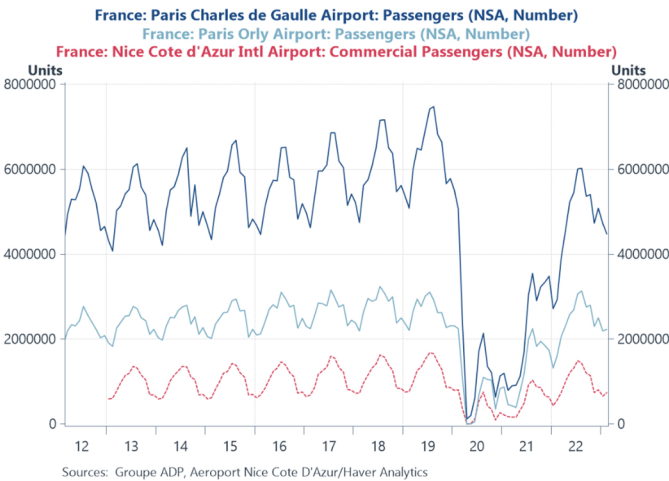
Focuses on broad environmental, social and governance indicators from annual reports that cover most countries and are compiled by a variety of international organizations. They include the UNDP Human Development Report, the Corruption Perceptions Indexes from Transparency International, the Economic Freedom Index from the Fraser Institute, the Chinn-Ito Index (KAOPEN), the Ease of Doing Business dataset from the World Bank and Yale University's Environmental Performance Index.

If interested in gaining access please respond to this email and a member of our team will be in touch to discuss establishing a trial. More information on broader sector coverage from Haver can also can be found at <https://haverproducts.com/products/sectors/#top>

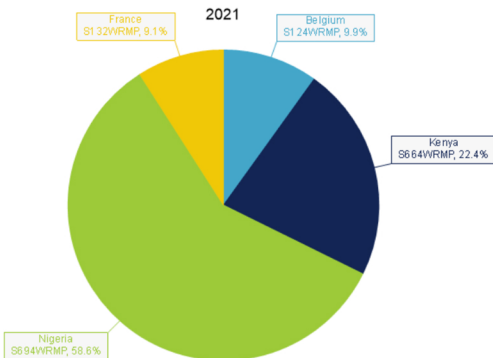
Kind Regards

Ghada Rahmouni | Account manager

Example Charts generated from Haver DLXVG3 platform:

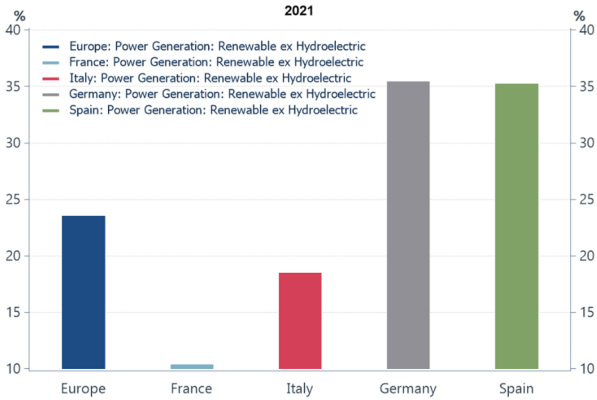


SPI Particulate Matter Pollution

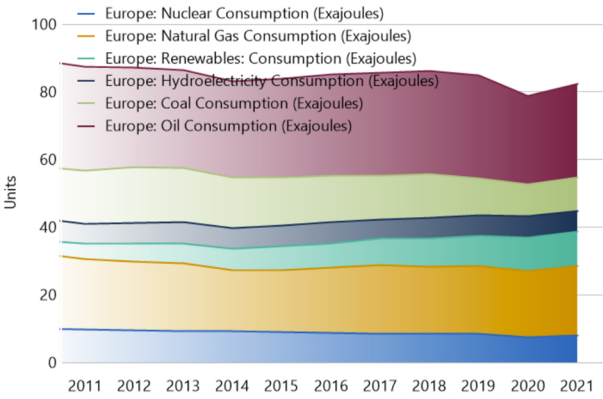


Source: The Social Progress Imperative/Haver Analytics

Power Generation: Renewable ex Hydroelectric (% Share)



Energy Consumption by Source : Europe (Exajoules)



Follow us on LinkedIn



HAVER ANALYTICS®

NEW YORK
60 East 42nd Street
New York, NY
10165, USA
+1 212 986 9300

LONDON
Salisbury House
29 Finsbury Circus
London, EC2M 5QQ, UK
+44 (0) 207 847 1979

SINGAPORE
9 Raffles Place
Republic Plaza
Singapore 048619
+65 6817 1438

TOKYO
Pacific Century Place
Marunouchi 8F
Tokyo 100-6208, Japan
+81 3 6860 8390